



ANARCHY OUTDOORS

Ruger Precision & American Rimfire Bolt Handle Replacement

Watch the Video of how to
assemble this product by going to:

https://www.youtube.com/watch?v=LBDC0rVDJ_g&t

Tools Needed:

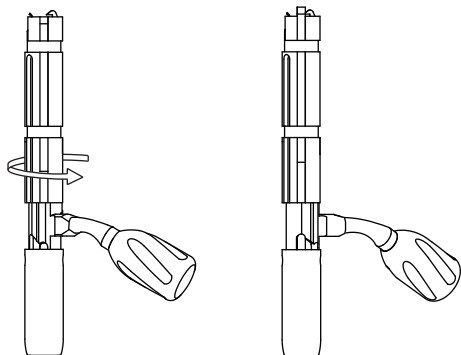


Flathead Screwdriver

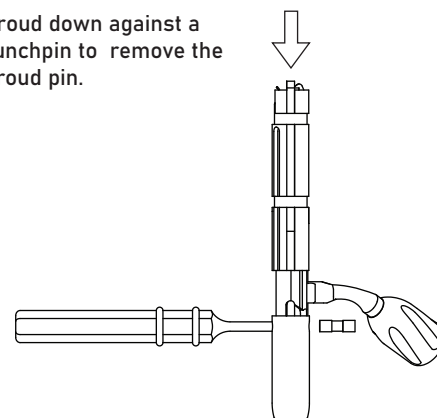


1/8" Punch Pin

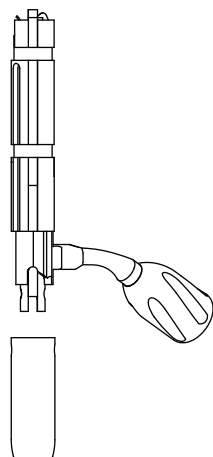
1. Turn the handle counter-clockwise to de-compress the spring.



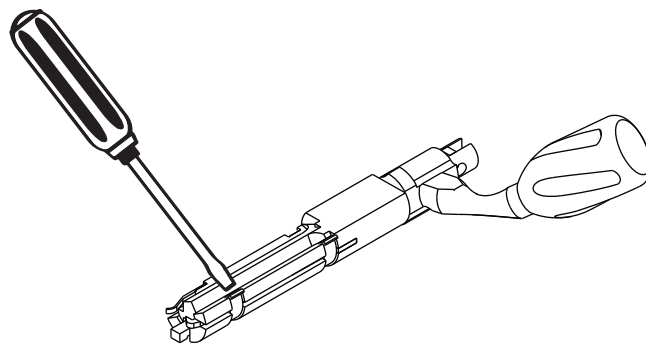
2. Push the shroud down against a surface. Use a punchpin to remove the shroud pin.



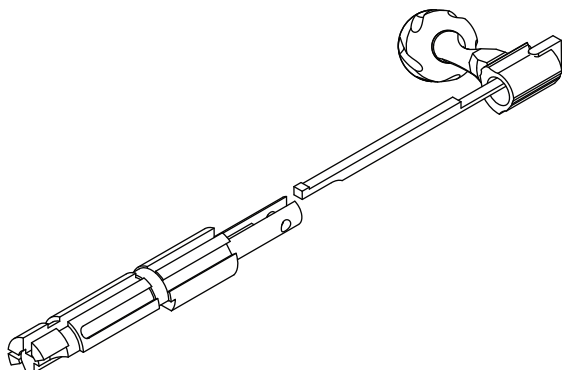
3. Take off the shroud.



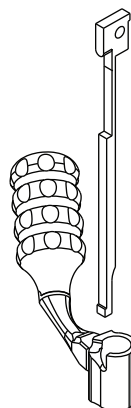
4. Remove the front clip using a flathead screwdriver.



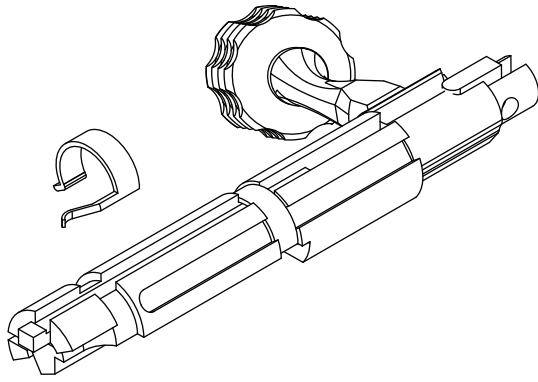
5. Pull out the firing pin and handle.



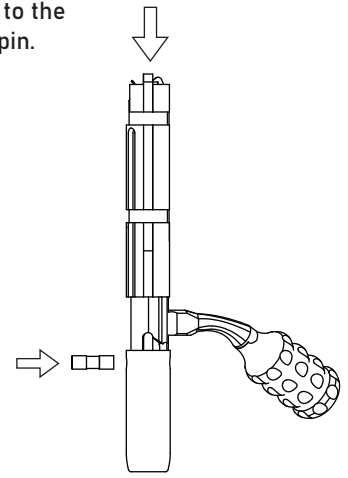
6. Place the firing pin inside the new bolt handle.



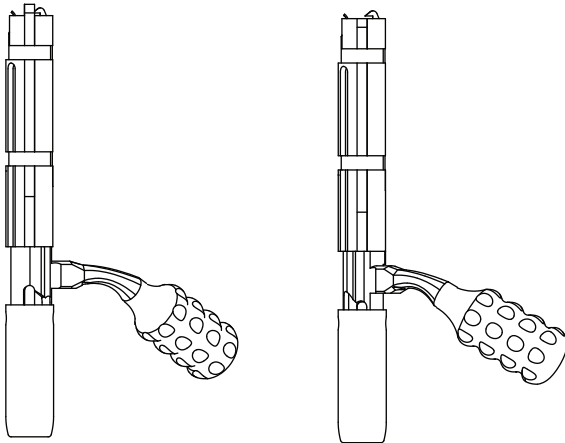
7. Re-insert the firing pin with the new handle.
Replace the front clip.



8. Push the assembly down on to the shroud, replace the shroud pin.



9. Turn the handle clockwise to compress the spring.



We pride ourselves in our ability to deliver high quality, precision, cutting edge gear for any firearm enthusiast. Enjoy purchasing Anarchy Outdoors products with confidence knowing all Anarchy Outdoors' developed products come with a Lifetime Replacement Guarantee.



We will repair or replace your Anarchy Outdoors product in the event it becomes damaged or defective—at no charge to you. If we cannot repair your product, we will replace it with a product in perfect working order of equal or better physical condition.

The AO Lifetime Guarantee does not cover loss, theft, deliberate damage or cosmetic damage that does not hinder the performance of the product or damage as a result of maintenance provided by someone other than Anarchy Outdoors. The AO Lifetime Guarantee is for "Anarchy Outdoors" branded products and does not cover other brands of products sold by Anarchy Outdoors.

Disclaimer:

Anarchy Outdoors and its owners is not responsible for any damage caused during the assembly of this product. Assemble at your own risk or seek the help of a professional Gunsmith.

Always abide by the established rules for the safe handling of a firearm—keep your finger off the trigger until ready to fire, always keep the muzzle pointed in a safe direction, only point your firearm at something you are willing to damage and be sure of your target and its backstop before firing. Keep your firearm away from and out of the reach of children. Use in this manner could damage the product, lead to an unintentional discharge, and/or cause serious injury or even death.

Because Anarchy Outdoors has no control over how its products will be used, or who they will be used by following their purchase, Anarchy Outdoors and its owners disclaim any and all liability for incidental or consequential damages to people and/or property resulting from any use of Anarchy Outdoors products. The decision to carry a firearm, either for recreation or for personal defense, carries the risk and potential for injury and/or death. Therefore, it is advised that you seek out and acquire proper training before using a firearm or any firearm related product.

All products manufactured and sold by Anarchy Outdoors are sold "as is" and "with all possible faults."

Visit the full Product Liability Disclaimer at anarchyoutdoors.com